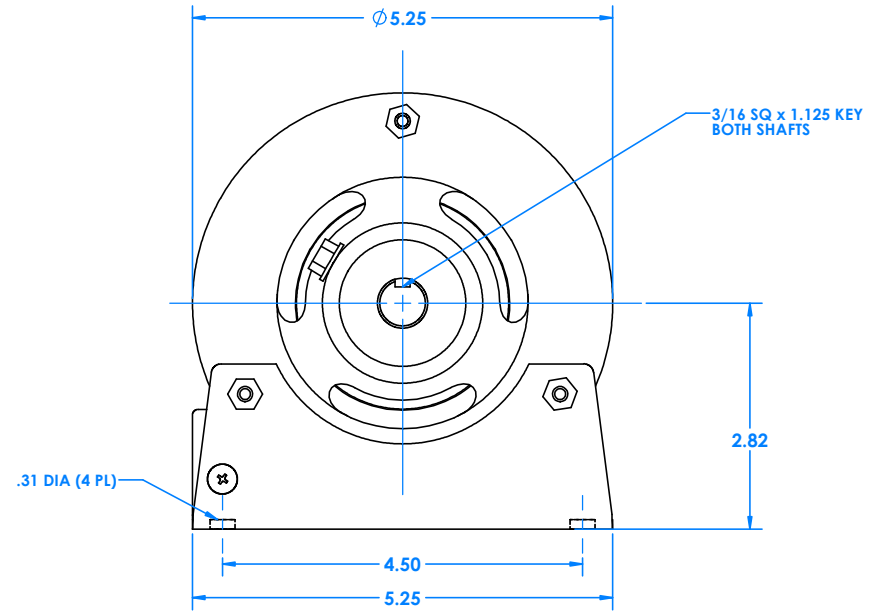
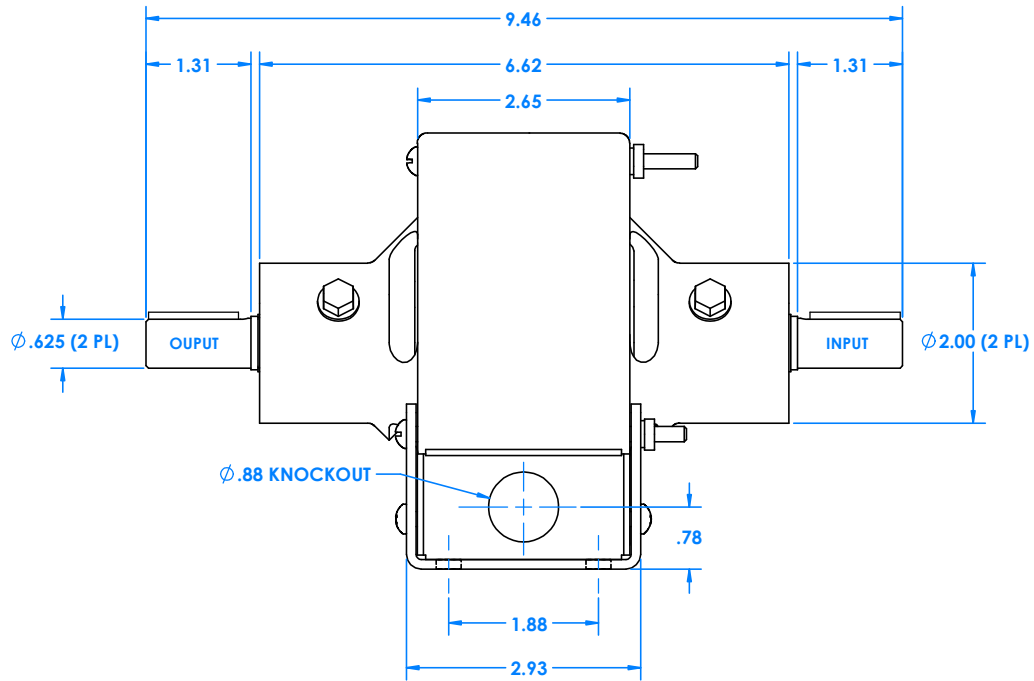


5MC90B MAGNECLUTCH PERFORMANCE & OUTLINE



5MC90B

P/N 0750447

TYPE OF COOLING

AIR CONVECTION

MOUNTING

BASE

MAXIMUM SHAFT DEVIATION FROM HORIZONTAL

30°

MAY BE USED A BRAKE BY LOCKING INNER ROTATING MEMBER INTO FIXED POSITION

SPECIFICATIONS

TORQUE RANGE (LB. FT.)

.05 - 5

SPEED RANGE (RPM)

0 - 6000

HEAT DISSIPATION (WATTS AT 1800 RPM)

136

(HP AT 1800 RPM)

.18

NON-EXCITED DRAG TORQUE (LB. FT.) MAX

.05

WEIGHT LBS. (APPROX)

15

MOMENTS OF INERTIA - (LB. FT.²)

INNER MEMBER - .0091

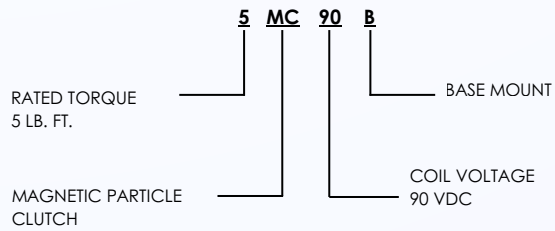
OUTER MEMBER - .0075

COIL DATA

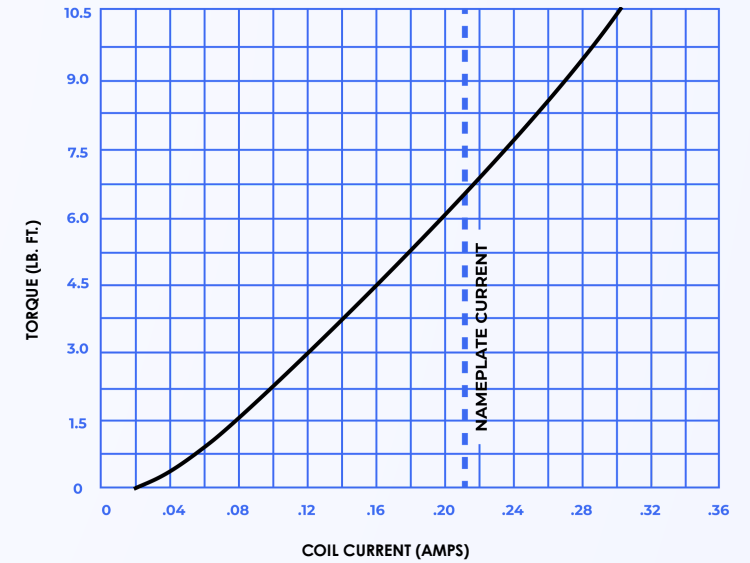
VOLTS DC	COIL TEMPERATURE (°C)	RESISTANCE (OHMS)	RATED CURRENT (AMPS)	CURRENT TIME CONSTANT (SEC)	TORQUE TIME CONSTANT (SEC)
90	20	306	.21	.14	.23

The time in seconds for current or torque to reach 63% of its final value after a step change in voltage is applied.

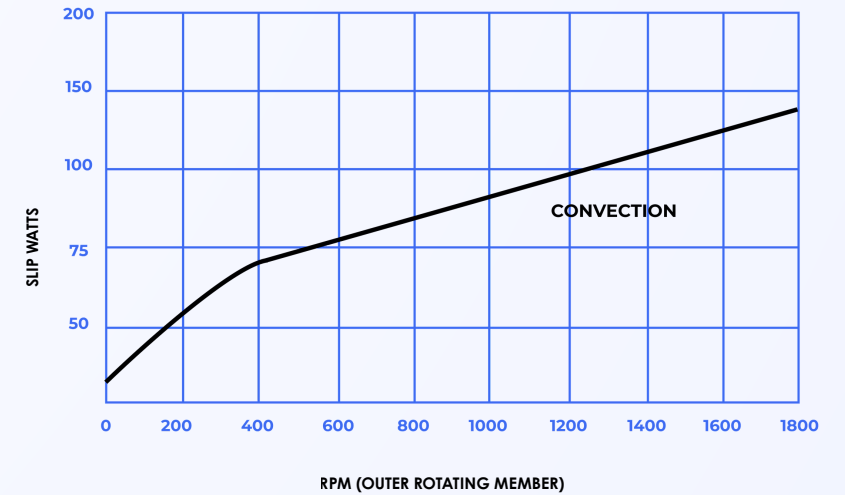
MODEL CODE



TORQUE VS. COIL CURRENT



HEAT DISSIPATION VS. SPEED



NOTE: The graph represents the average, continuous heat dissipation capacity of units operating under slip conditions. Slip watts can be calculated using the formula below. To ensure the life of the unit, it may be applied up to or below the curve.

$$\text{Slip watts} = \frac{\text{Torque} \times (\text{RPM in} - \text{RPM out})}{7.04}$$