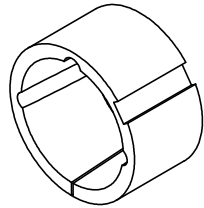
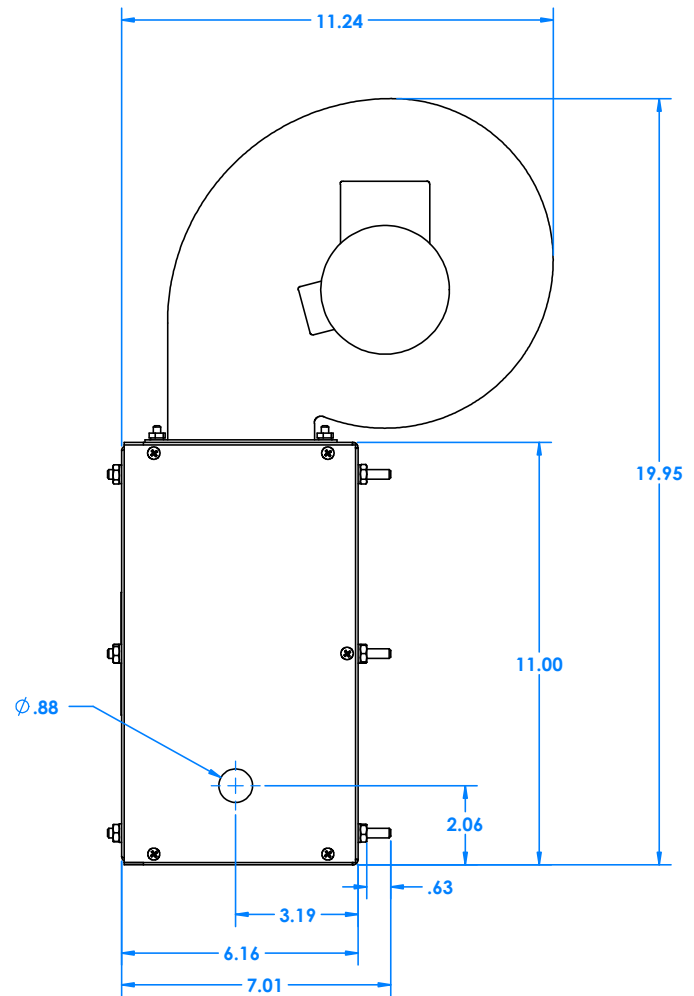
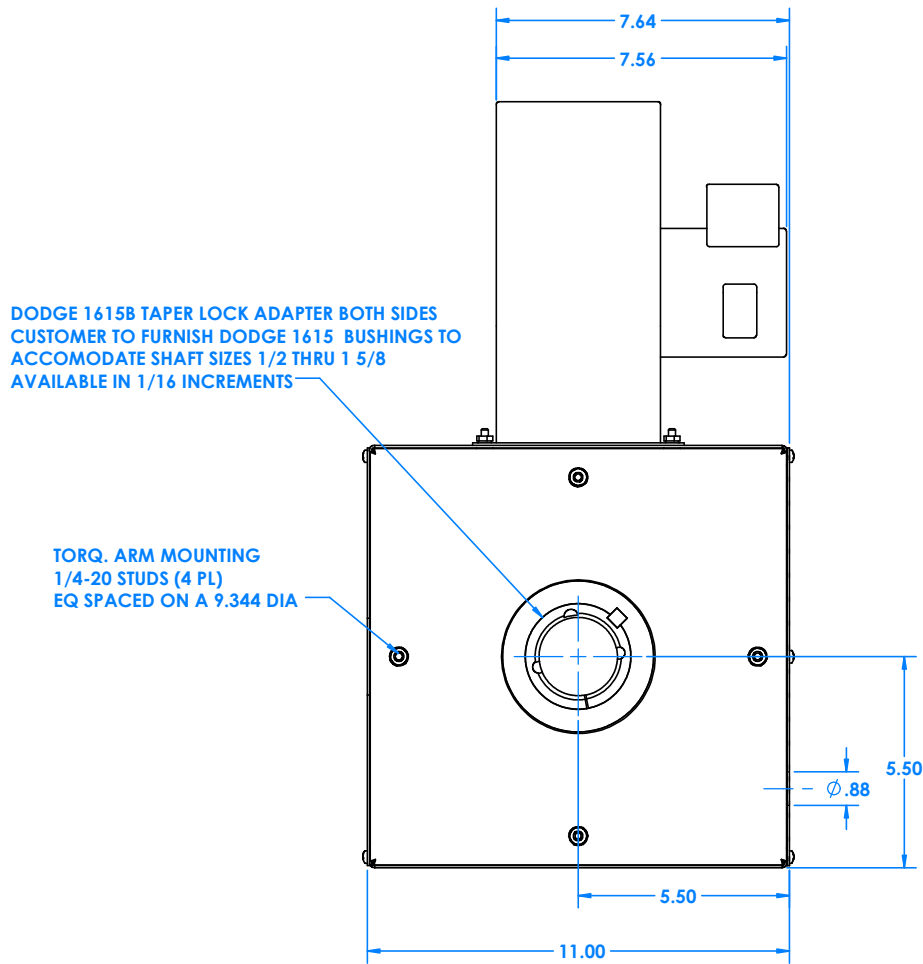
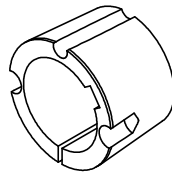


75MBA90S MAGNEBRAKE PERFORMANCE & OUTLINE



1615B TAPER LOCK ADAPTER REF (2 FURNISHED)



1615 BUSHING REF (2 REQ)

75MBA90S

P/N 2960656-002

TYPE OF COOLING

FORCED AIR

MOUNTING

**SHAFT MOUNTED USING TAPER LOCK ADAPTER AND BUSHINGS
BRAKE COMES WITH 2 DODGE 1615B TAPER LOCK ADAPTERS INSTALLED
CUSTOMER TO FURNISH DODGE 1615 BUSHINGS TO ACCOMODATE SHAFT SIZES 1/2"
THROUGH 1-5/8" IN 1/16" INCREMENTS**

MAXIMUM SHAFT DEVIATION FROM HORIZONTAL

30°

Brake must have suitable torque arm to stop rotation. Torque arm should be free floating. Through bolts on brake can be used for mounting torque arm.

Torque arm available: **Model TAB-75**

SPECIFICATIONS

TORQUE RANGE (LB. FT.)	2 - 75
SPEED RANGE (RPM)	0 - 2600
HEAT DISSIPATION (WATTS AT 1800 RPM)	1100
(HP AT 1800 RPM)	1.47
NON-EXCITED DRAG TORQUE (LB. FT.) MAX	2
WEIGHT LBS. (APPROX)	70
ROTOR MOMENT OF INERTIA - (LB. FT. ²)	.65

BLOWER DATA

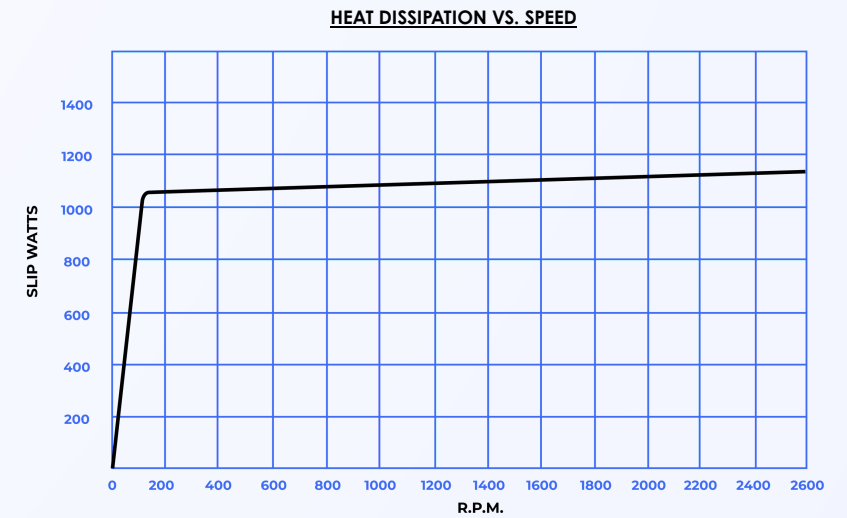
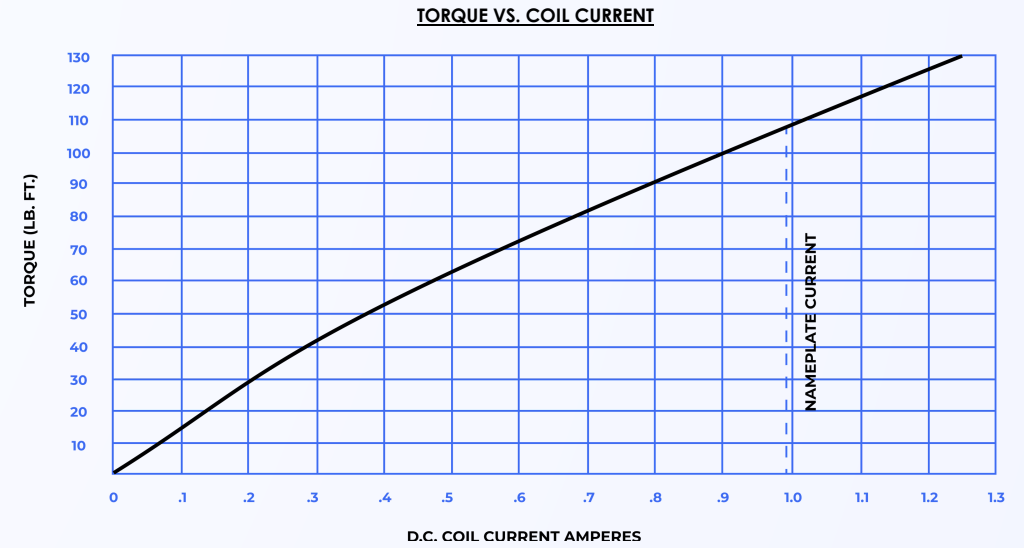
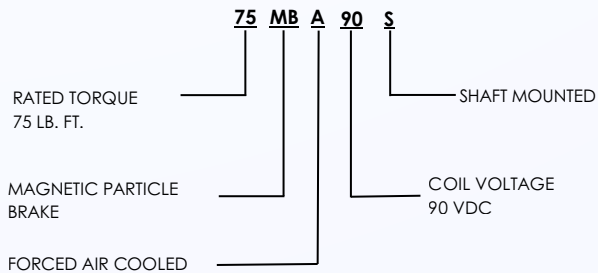
115V AC, 1 Ph **Frequency 50/60 Hz**
1/20 hp **Current 0.77 A**

COIL DATA

VOLTS DC	COIL TEMPERATURE (°C)	RESISTANCE (OHMS)	RATED CURRENT (AMPS)	CURRENT TIME CONSTANT (SEC)	TORQUE TIME CONSTANT (SEC)
90	20	70	.99	.130	.270

The time in seconds for current or torque to reach 63% of its final value after a step change in voltage is applied.

MODEL CODE



NOTE: The graph represents the average, continuous heat dissipation capacity of units operating under slip conditions. Slip watts can be calculated using the formula below. To ensure the life of the unit, it may be applied up to or below the curve.

$$\text{Slip watts} = \frac{\text{Torque} \times \text{RPM}}{7.04}$$