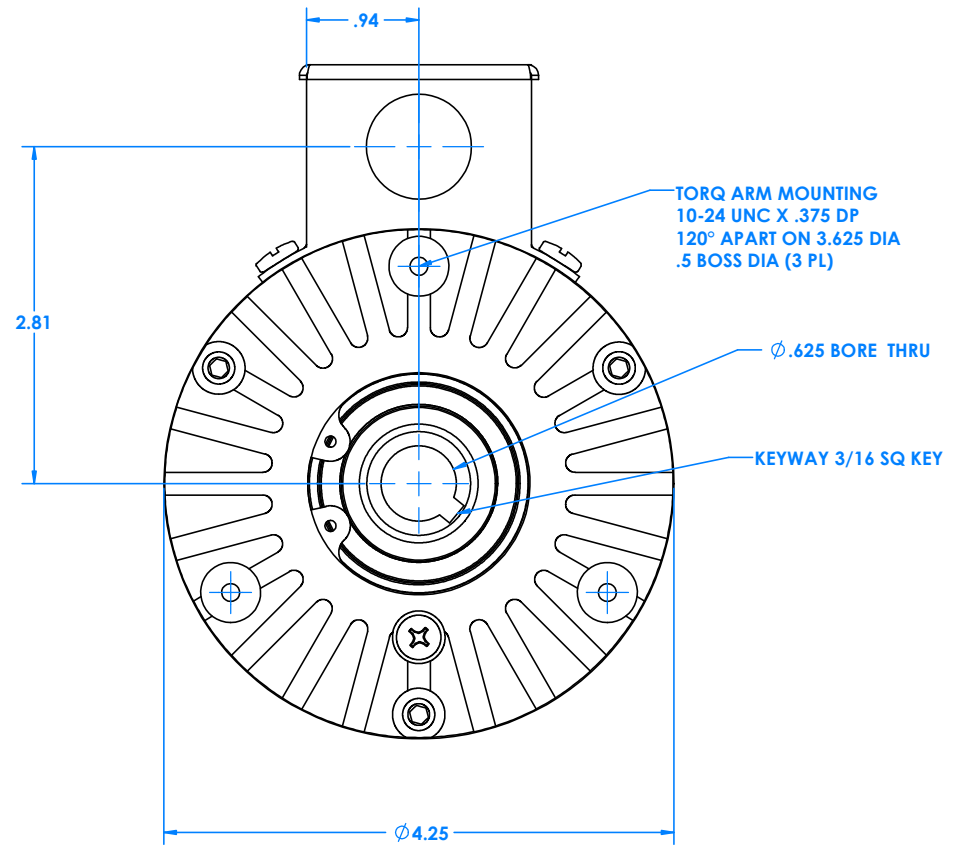
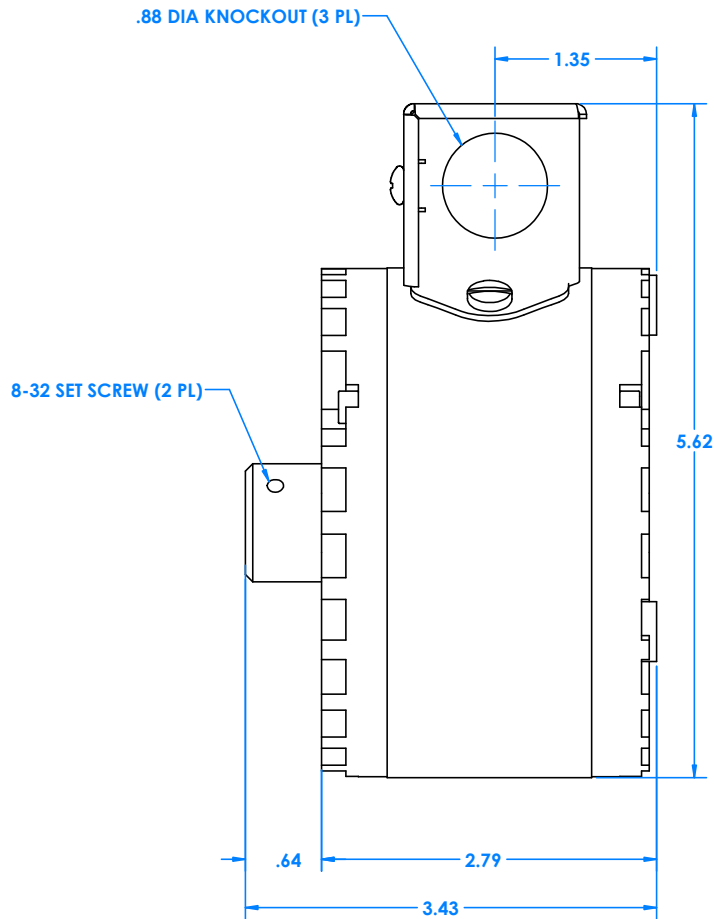


5MB90S MAGNEBRAKE PERFORMANCE & OUTLINE



5MB90S

P/N 2960606-002

TYPE OF COOLING

AIR CONVECTION

MOUNTING

5/8" SHAFT MOUNTING

MAX. SHAFT DEVIATION FROM HORIZONTAL

30°

Brake must have suitable torque arm to stop rotation using the three tapped holes in the rear end bell. Torque arm should be free floating.

Torque arm available: **Model TAB-5**

SPECIFICATIONS

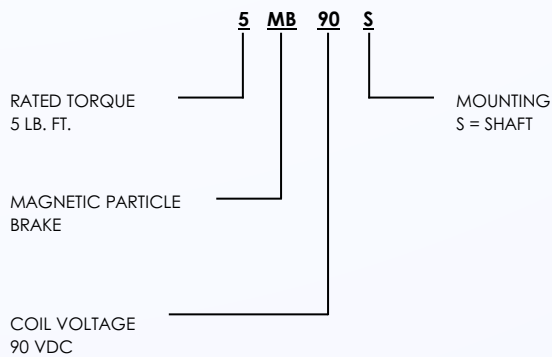
TORQUE RANGE (LB. FT.)	.15 - 5
SPEED RANGE (RPM)	0 - 4000
HEAT DISSIPATION (WATTS AT 1800 RPM)	100
(HP AT 1800 RPM)	.13
NON-EXCITED DRAG TORQUE (LB. FT.) MAX	.15
WEIGHT LBS. (APPROX.)	7
ROTOR MOMENT OF INERTIA - (LB. FT. ²)	.011

COIL DATA

VOLTS DC	COIL TEMPERATURE (°C)	RESISTANCE (OHMS)	RATED CURRENT (AMPS)	CURRENT TIME CONSTANT (SEC)	TORQUE TIME CONSTANT (SEC)
90	20	470	.147	.060	.125

The time in seconds for current or torque to reach 63% of its final value after a step change in voltage is applied.

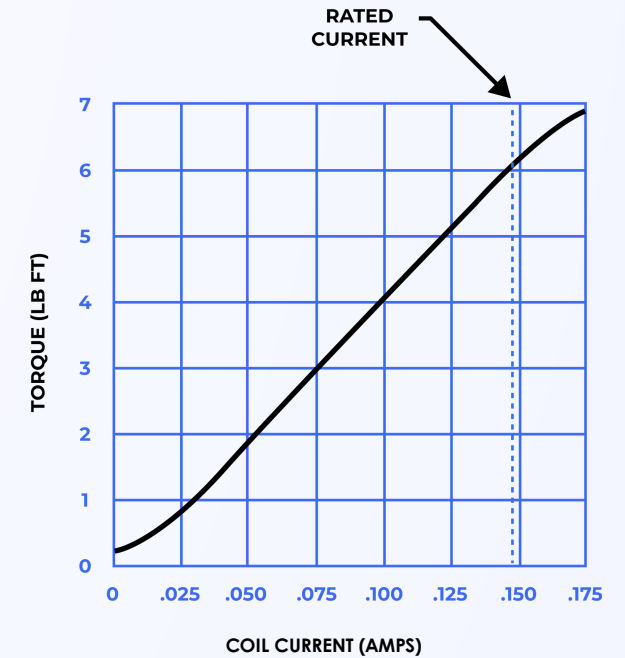
MODEL CODE



NOTE: The graph represents the average, continuous heat dissipation capacity of units operating under slip conditions. Slip watts can be calculated using the formula below. To ensure the life of the unit, it may be applied up to or below the curve.

$$\text{Slip watts} = \frac{\text{Torque} \times \text{RPM}}{7.04}$$

TORQUE VS. COIL CURRENT



HEAT DISSIPATION VS. SPEED

