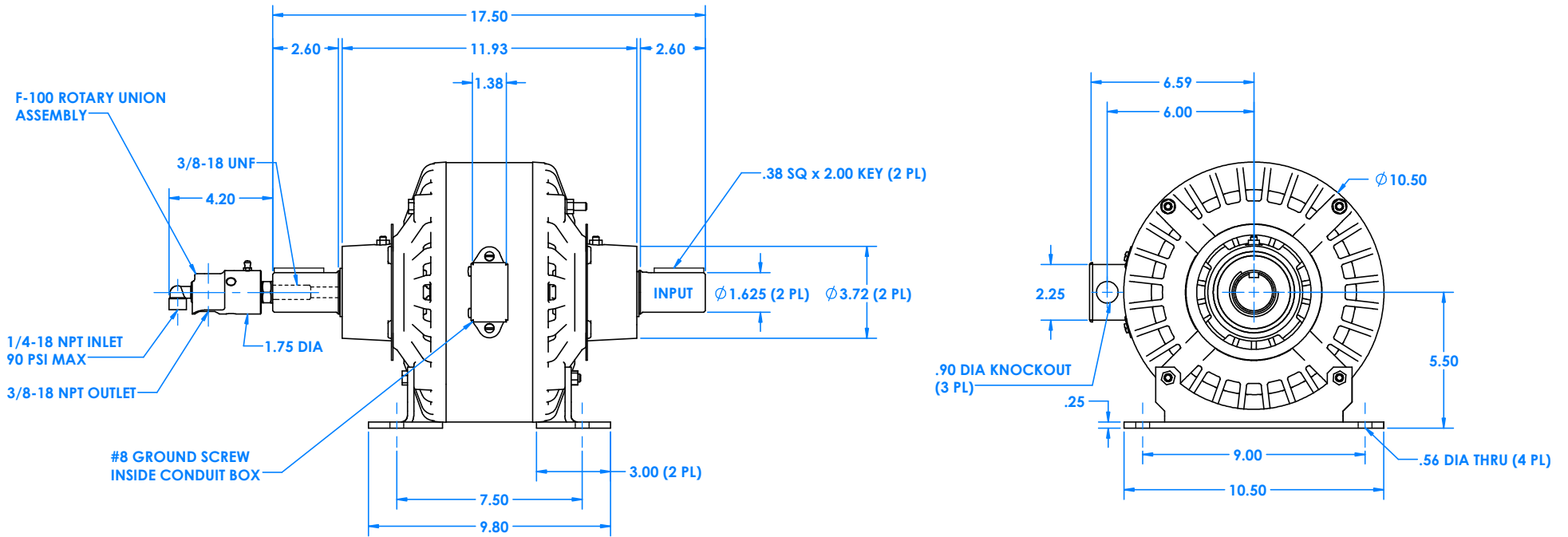
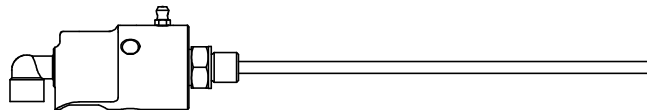


100MCW90B20 MAGNECLUTCH PERFORMANCE & OUTLINE



F-100 ROTARY UNION ASSEMBLY REF



100MCW90B20

P/N 0751016

TYPE OF COOLING

WATER COOLED

- REQUIRES F-100 ROTARY UNION ASSEMBLY
- MAX INLET WATER PRESSURE...90 PSI
- RECOMMENDED WATER FLOW...1 GPM

MOUNTING

BASE

MAXIMUM SHAFT DEVIATION FROM HORIZONTAL

30°

SPECIFICATIONS

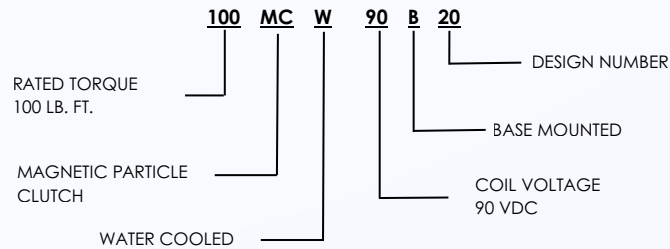
TORQUE RANGE (LB. FT.)	1.5 - 100
SPEED RANGE (RPM)	0 - 3600
HEAT DISSIPATION (WATTS AT 1800 RPM)	4500
(HP AT 1800 RPM)	6.03
NON-EXCITED DRAG TORQUE (LB. FT.) MAX	1.5
WEIGHT LBS. (APPROX)	98
INERTIA - (LB. FT. ²) - OUTER MEMBER	.68
- INNER MEMBER	.46

COIL DATA

VOLTS DC	COIL TEMPERATURE (°C)	RESISTANCE (OHMS)	RATED CURRENT (AMPS)	CURRENT TIME CONSTANT (SEC)	TORQUE TIME CONSTANT (SEC)
90	20	68	.53	.6	.82

The time in seconds for current or torque to reach 63% of its final value after a step change in voltage is applied.

MODEL CODE



NOTE: The graph represents the average, continuous heat dissipation capacity of units operating under slip conditions. Slip watts can be calculated using the formula below. To ensure the life of the unit, it may be applied up to or below the curve.

$$\text{Slip watts} = \frac{\text{Torque} \times (\text{RPM in} - \text{RPM out})}{7.04}$$

